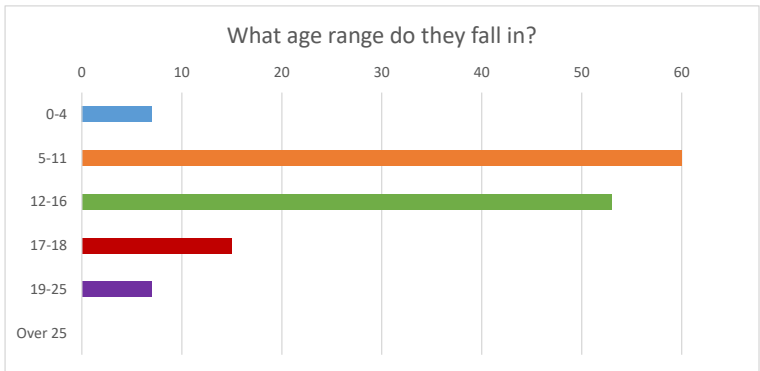


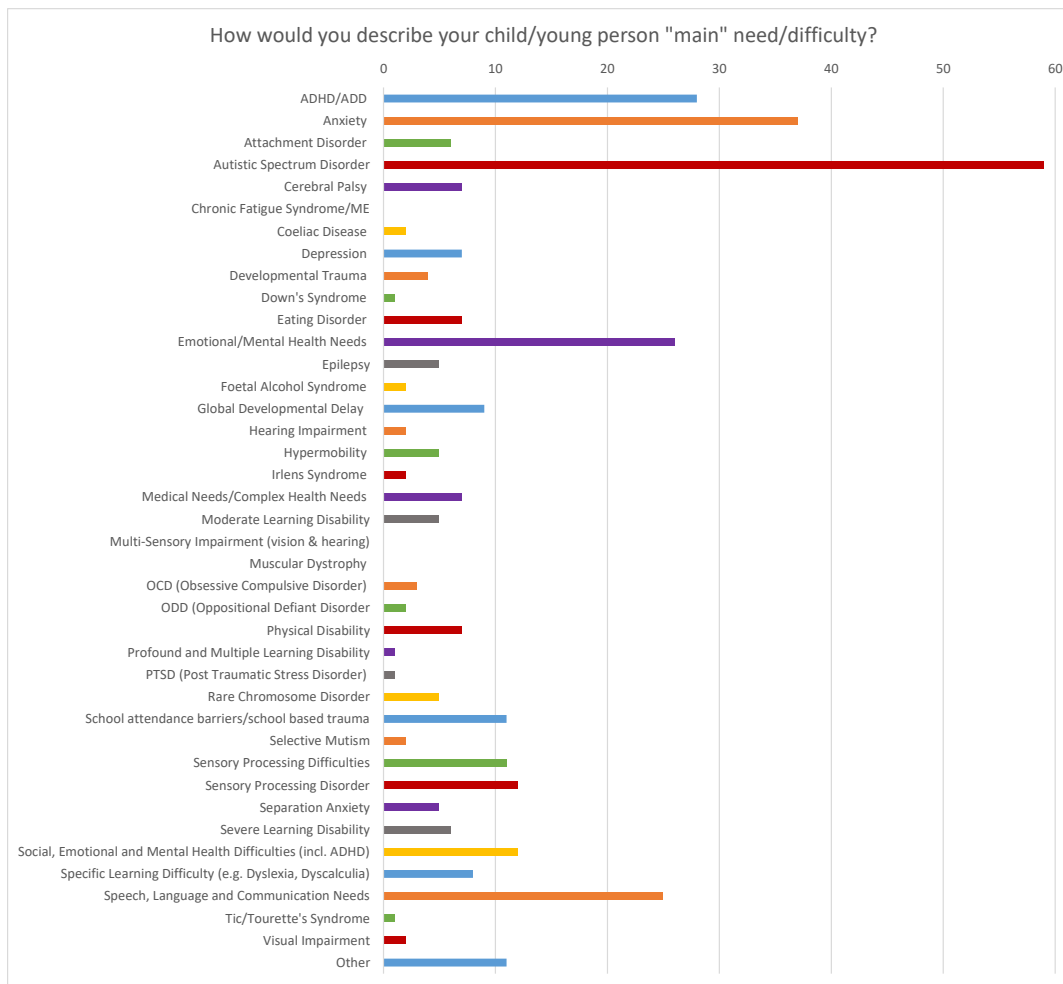
What age range do they fall in?

Response	Answers
0-4	7
5-11	60
12-16	53
17-18	15
19-25	7
Over 25	0
Total	142



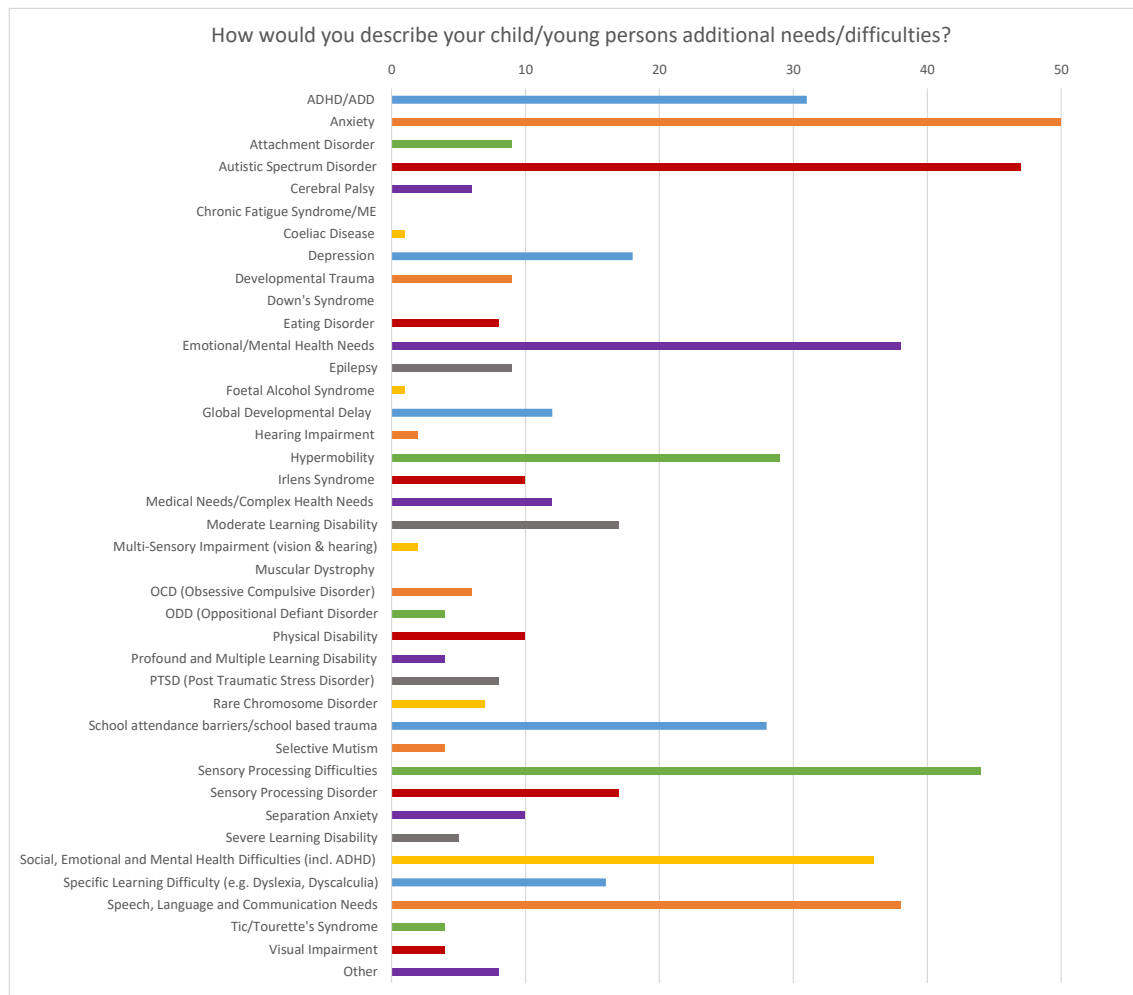
How would you describe your child/young person "main" need/difficulty?

Responses	Answers
ADHD/ADD	28
Anxiety	37
Attachment Disorder	6
Autistic Spectrum Disorder	59
Cerebral Palsy	7
Chronic Fatigue Syndrome/ME	0
Coeliac Disease	2
Depression	7
Developmental Trauma	4
Down's Syndrome	1
Eating Disorder	7
Emotional/Mental Health Needs	26
Epilepsy	5
Foetal Alcohol Syndrome	2
Global Developmental Delay	9
Hearing Impairment	2
Hypermobility	5
Irlens Syndrome	2
Medical Needs/Complex Health Needs	7
Moderate Learning Disability	5
Multi-Sensory Impairment (vision & hearing)	0
Muscular Dystrophy	0
OCD (Obsessive Compulsive Disorder)	3
ODD (Oppositional Defiant Disorder)	2
Physical Disability	7
Profound and Multiple Learning Disability	1
PTSD (Post Traumatic Stress Disorder)	1
Rare Chromosome Disorder	5
School attendance barriers/school based trauma	11
Selective Mutism	2
Sensory Processing Difficulties	11
Sensory Processing Disorder	12
Separation Anxiety	5
Severe Learning Disability	6
Social, Emotional and Mental Health Difficulties (incl. ADHD)	12
Specific Learning Difficulty (e.g. Dyslexia, Dyscalculia)	8
Speech, Language and Communication Needs	25
Tic/Tourette's Syndrome	1
Visual Impairment	2
Other	11
Totals	346



How would you describe your child/young persons additional needs/difficulties?

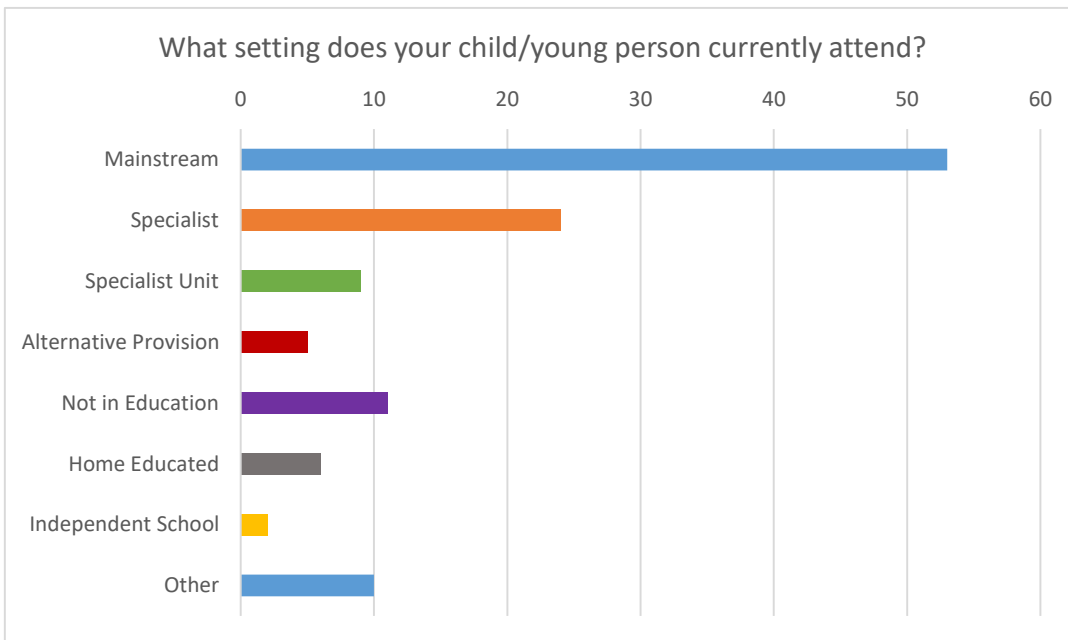
Responses	Answers
ADHD/ADD	31
Anxiety	50
Attachment Disorder	9
Autistic Spectrum Disorder	47
Cerebral Palsy	6
Chronic Fatigue Syndrome/ME	0
Coeliac Disease	1
Depression	18
Developmental Trauma	9
Down's Syndrome	0
Eating Disorder	8
Emotional/Mental Health Needs	38
Epilepsy	9
Foetal Alcohol Syndrome	1
Global Developmental Delay	12
Hearing Impairment	2
Hypermobility	29
Irlens Syndrome	10
Medical Needs/Complex Health Needs	12
Moderate Learning Disability	17
Multi-Sensory Impairment (vision & hearing)	2
Muscular Dystrophy	0
OCD (Obsessive Compulsive Disorder)	6
ODD (Oppositional Defiant Disorder)	4
Physical Disability	10
Profound and Multiple Learning Disability	4
PTSD (Post Traumatic Stress Disorder)	8
Rare Chromosome Disorder	7
School attendance barriers/school based trauma	28
Selective Mutism	4
Sensory Processing Difficulties	44
Sensory Processing Disorder	17
Separation Anxiety	10
Severe Learning Disability	5
Social, Emotional and Mental Health Difficulties (incl. ADHD)	36
Specific Learning Difficulty (e.g. Dyslexia, Dyscalculia)	16
Speech, Language and Communication Needs	38
Tic/Tourette's Syndrome	4
Visual Impairment	4
Other	8
Totals	564



What setting does your child/young person currently attend?

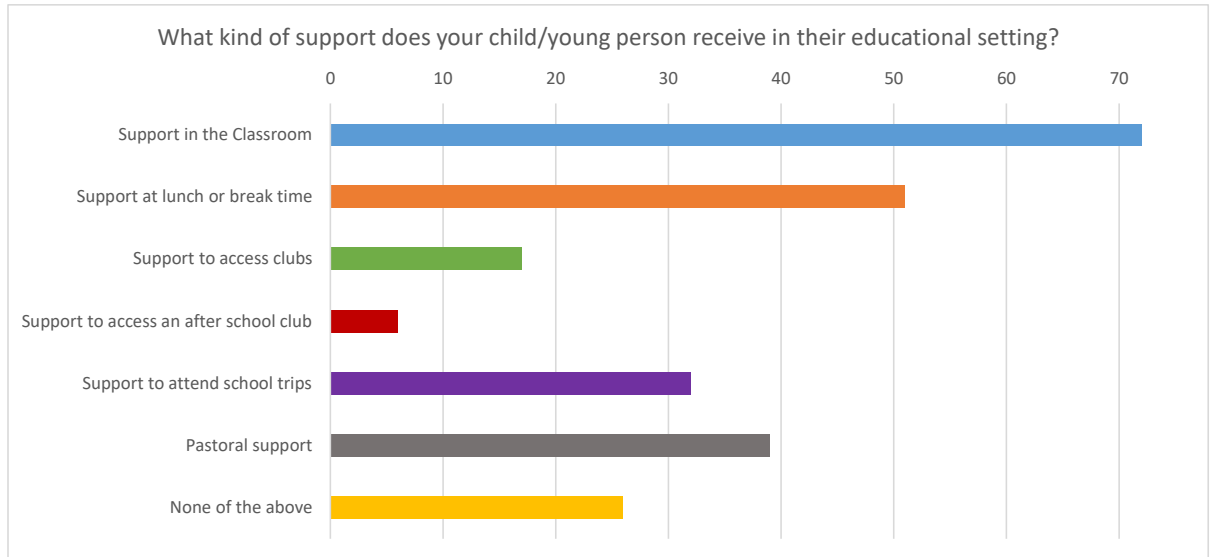
Responses	Answers	%
Mainstream	53	44
Specialist	24	20
Specialist Unit	9	8
Alternative Provision	5	4
Not in Education	11	9
Home Educated	6	5
Independent School	2	2
Other	10	8
Total	120	100

Other includes: Specialist course, college, tutoring, online school, seeking internship & EOTAS



What kind of support does your child/young person receive in their educational setting?

Responses	Answers
Support in the Classroom	72
Support at lunch or break time	51
Support to access clubs	17
Support to access an after school club	6
Support to attend school trips	32
Pastoral support	39
None of the above	26
Total	243

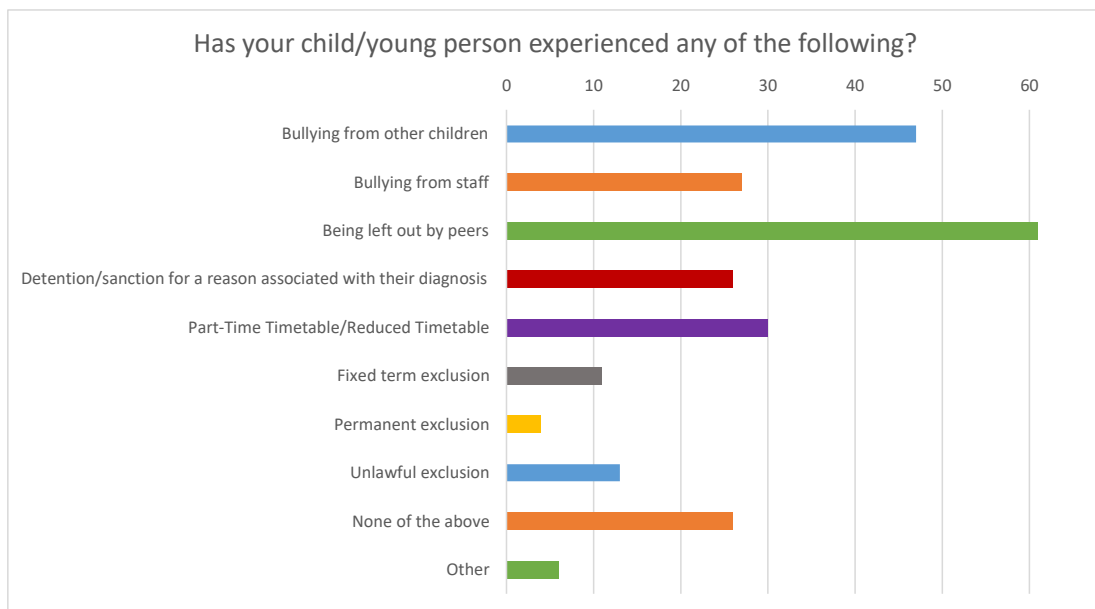


Has your child/young person experienced any of the following?

Responses	Answers
Bullying from other children	47
Bullying from staff	27
Being left out by peers	61
Detention/sanction for a reason associated with their diagnosis	26
Part-Time Timetable/Reduced Timetable	30
Fixed term exclusion	11
Permanent exclusion	4
Unlawful exclusion	13
None of the above	26
Other	6
Total	251

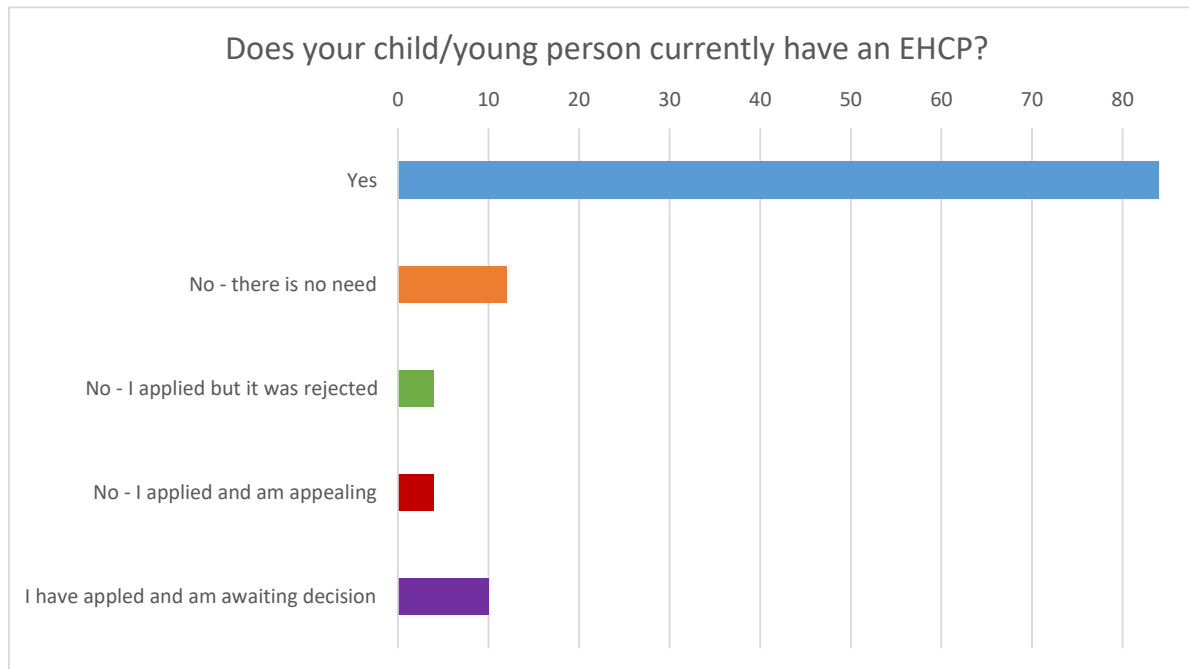
'Other' includes:

Physical abuse. Possible sexual abuse. Victimisation. Constantly threatened with action over non attendance. Threatened with permanent exclusion. Withdrawn tools (fidget, ear defenders etc). Child has been left crying and in distress for long periods of time.



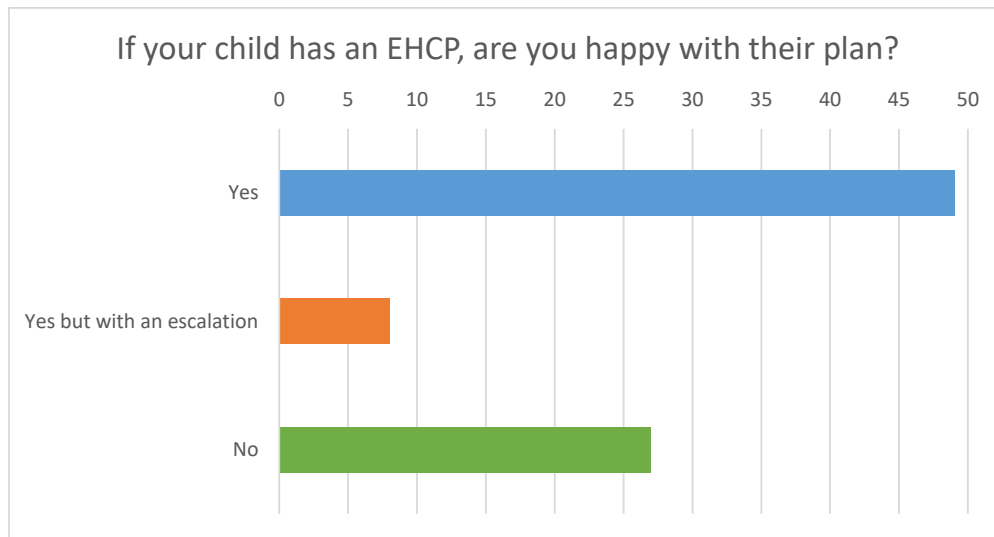
Does your child/young person currently have an EHCP?

Responses	Answers	%
Yes	84	74
No - there is no need	12	11
No - I applied but it was rejected	4	4
No - I applied and am appealing	4	4
I have applied and am awaiting decision	10	9
Total	114	100



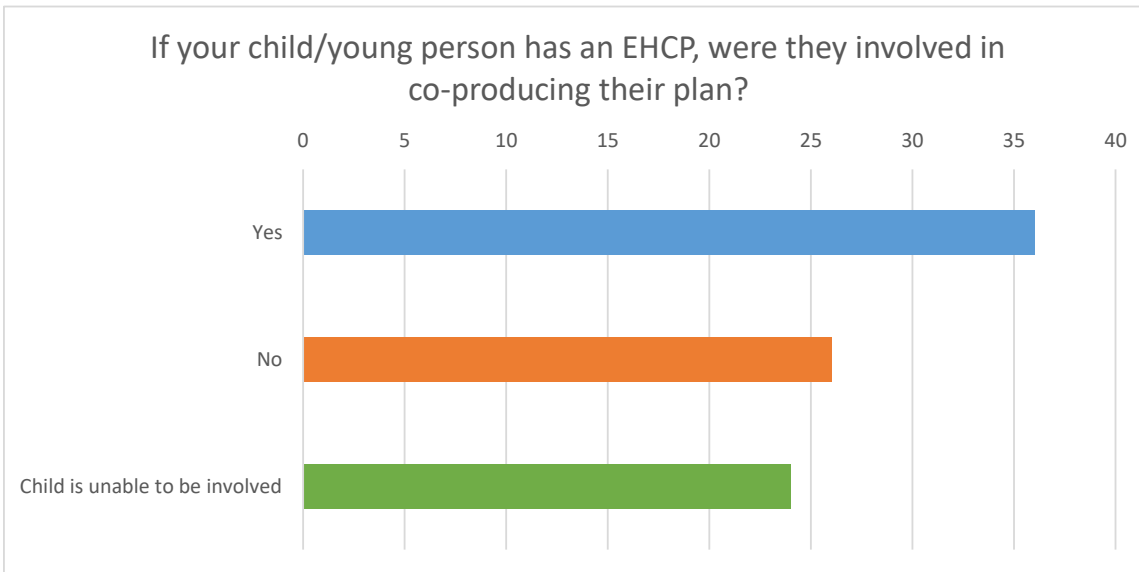
If your child has an EHCP, are you happy with their plan?

Response	Answers	%
Yes	49	58
Yes but with an escalation	8	10
No	27	32
Total	84	100



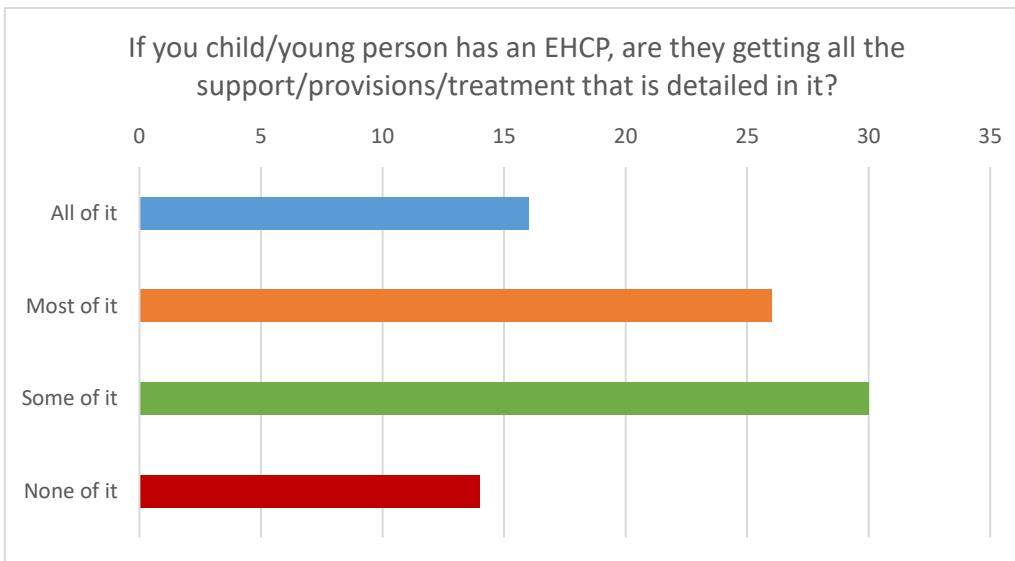
If your child/young person has an EHCP, were they involved in co-producing their plan?

Responses	Number	%
Yes	36	42
No	26	30
Child is unable to be involved	24	28
Total	86	100



If you child/young person has an EHCP, are they getting all the support/provisions/treatment that is detailed in it?

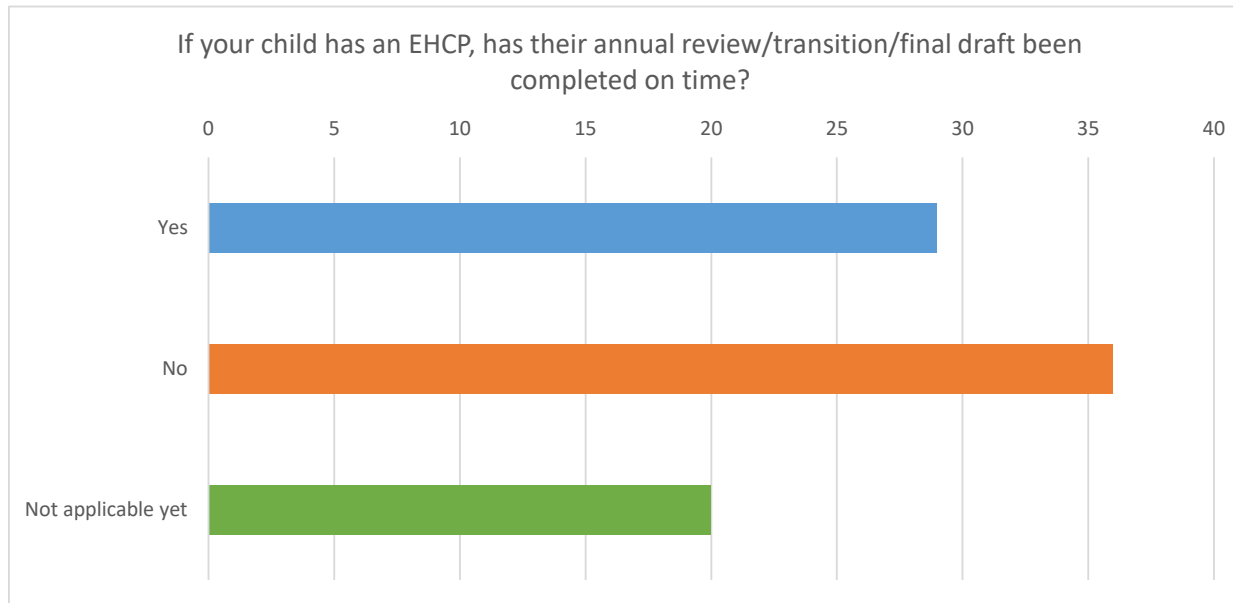
Response	Answers	%
All of it	16	19
Most of it	26	30
Some of it	30	35
None of it	14	16
Total	86	100



If your child has an EHCP, has their annual review/transition/final draft been completed on time?

Response	Number	%
Yes	29	45
No	36	55
Not applicable yet	20	*
Total	85	100

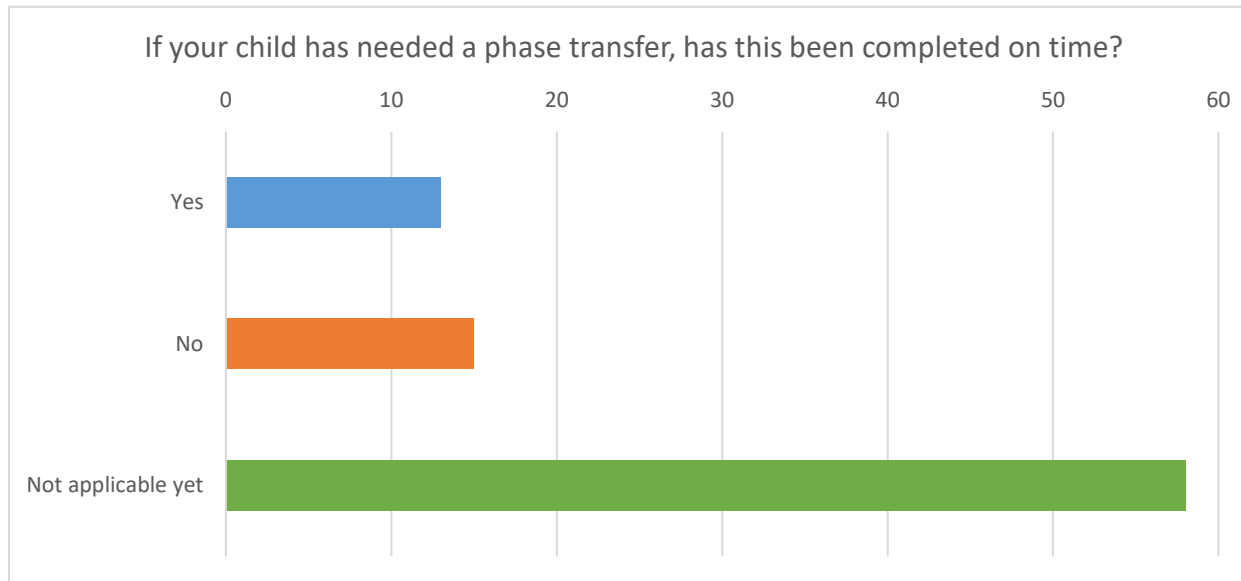
* Not applicable omitted from percentage



If your child has needed a phase transfer, has this been completed on time?

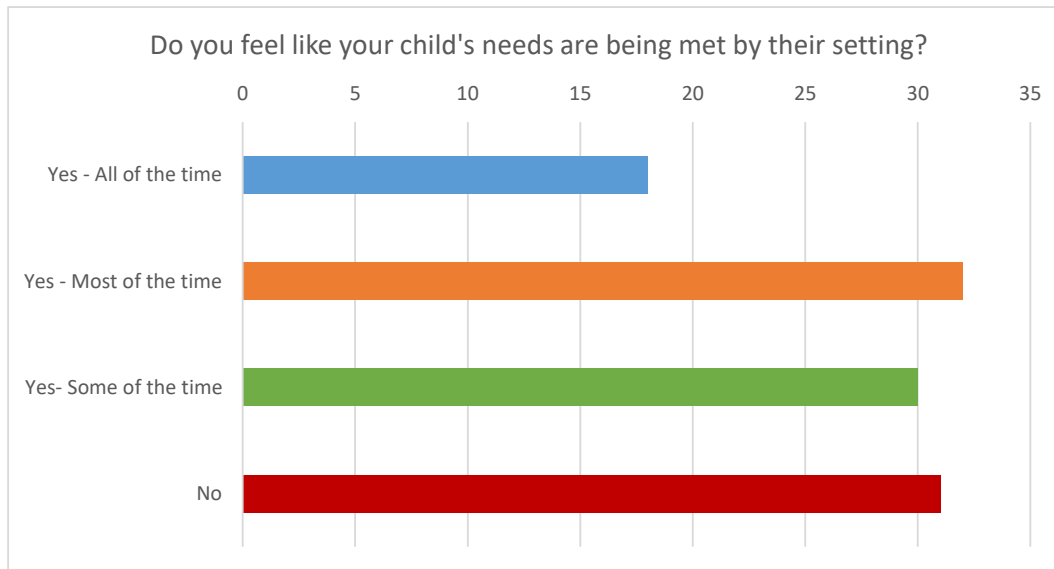
Response	Number	%
Yes	13	46
No	15	54
Not applicable yet	58*	
Total	86	100

* Not applicable omitted from percentage



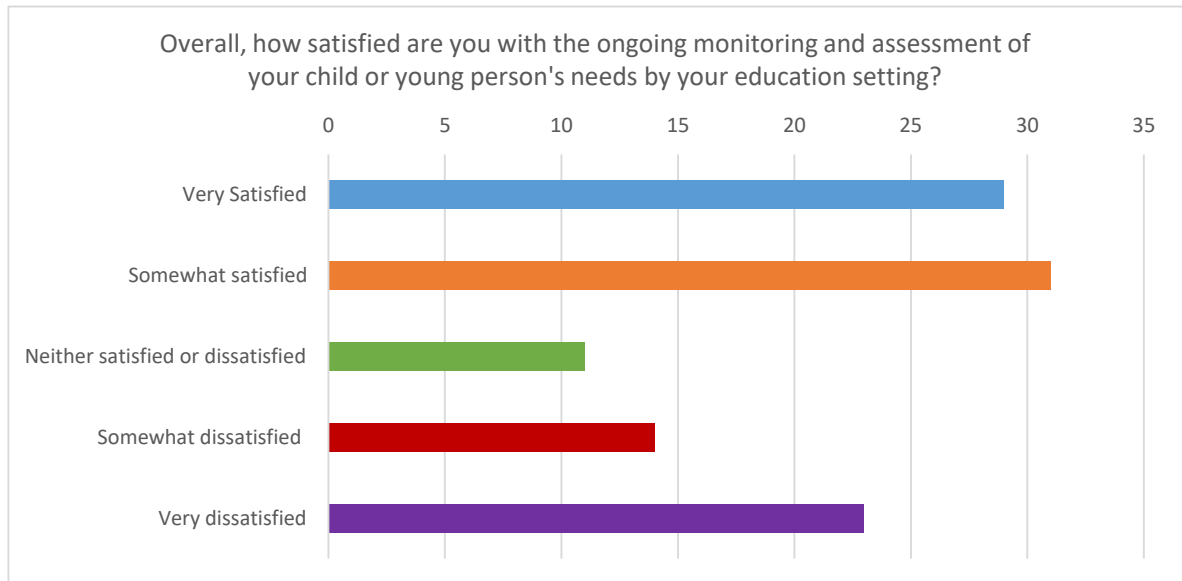
Do you feel like your child's needs are being met by their setting?

Responses	Answers	%
Yes - All of the time	18	16
Yes - Most of the time	32	29
Yes- Some of the time	30	27
No	31	28
Total	111	100



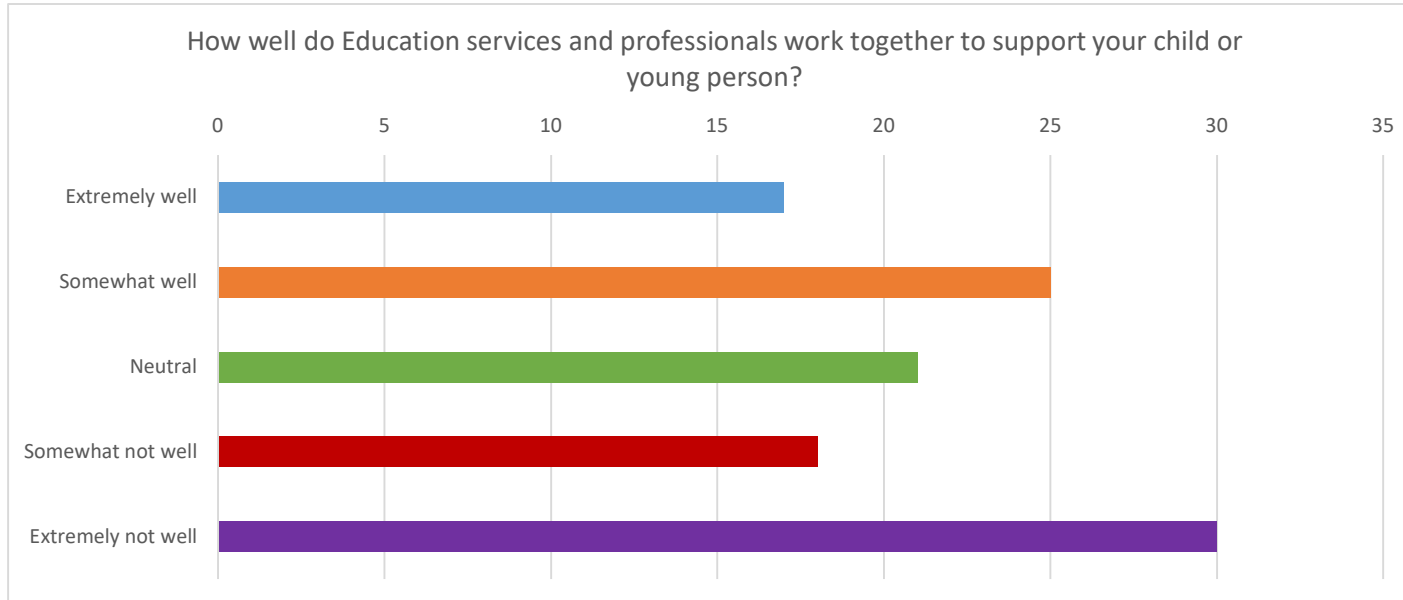
Overall, how satisfied are you with the ongoing monitoring and assessment of your child or young person's needs by your education setting?

Responses	Answers	%
Very Satisfied	29	27
Somewhat satisfied	31	29
Neither satisfied or dissatisfied	11	10
Somewhat dissatisfied	14	13
Very dissatisfied	23	21
Total	108	100



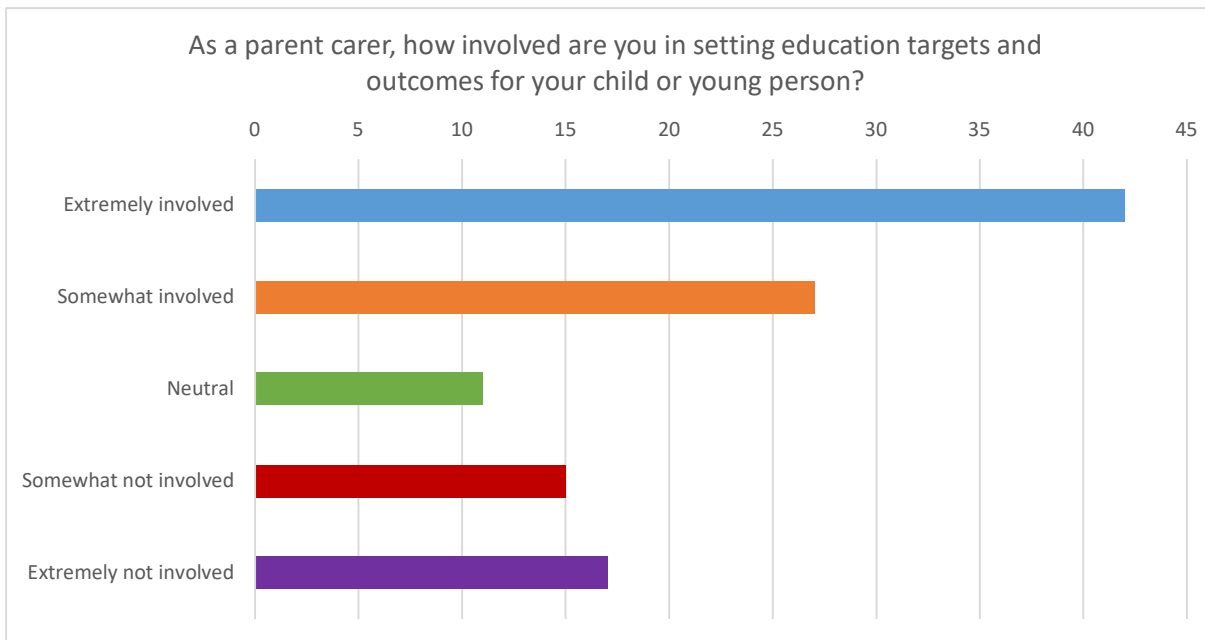
How well do Education services and professionals work together to support your child or young person?

Responses	Answer	%
Extremely well	17	15
Somewhat well	25	23
Neutral	21	19
Somewhat not well	18	16
Extremely not well	30	27
Total	111	100



As a parent carer, how involved are you in setting education targets and outcomes for your child or young person?

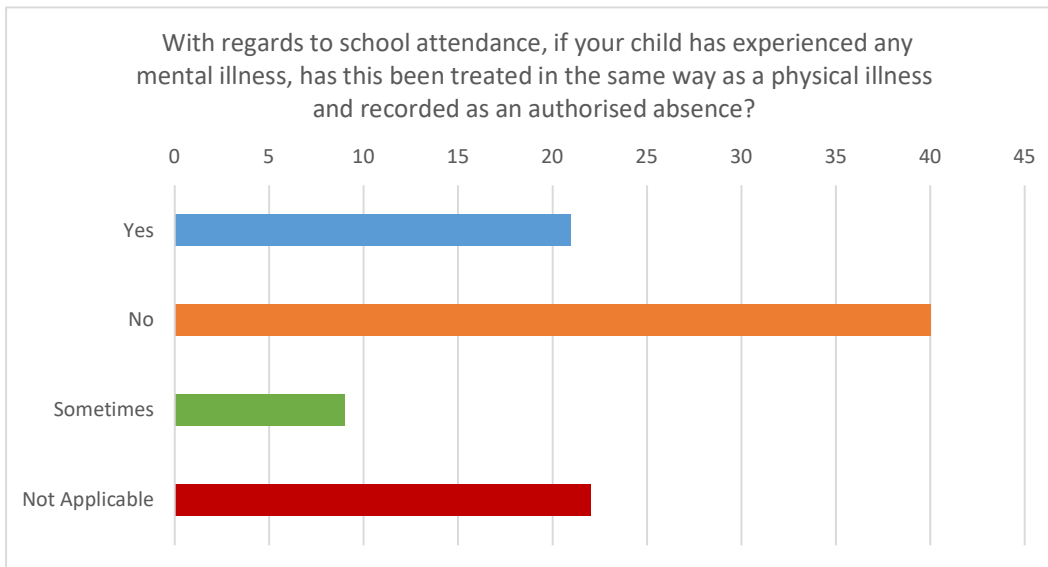
Responses	Answers	%
Extremely involved	42	38
Somewhat involved	27	24
Neutral	11	10
Somewhat not involved	15	13
Extremely not involved	17	15
Total	112	100



With regards to school attendance, if your child has experienced any mental illness, has this been treated in the same way as a physical illness and recorded as an authorised absence?

Responses	Answers	%
Yes	21	30
No	40	57
Sometimes	9	13
Not Applicable	22*	
Total	92	100

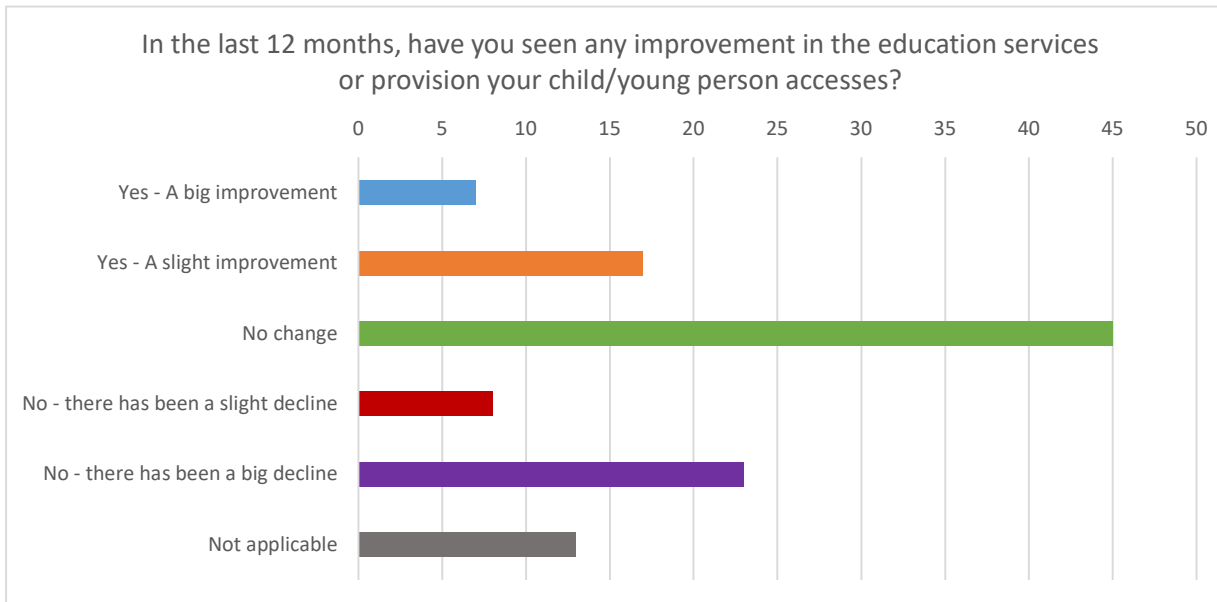
* Not applicable omitted from percentage



In the last 12 months, have you seen any improvement in the **education** services or provision your child/young person accesses?

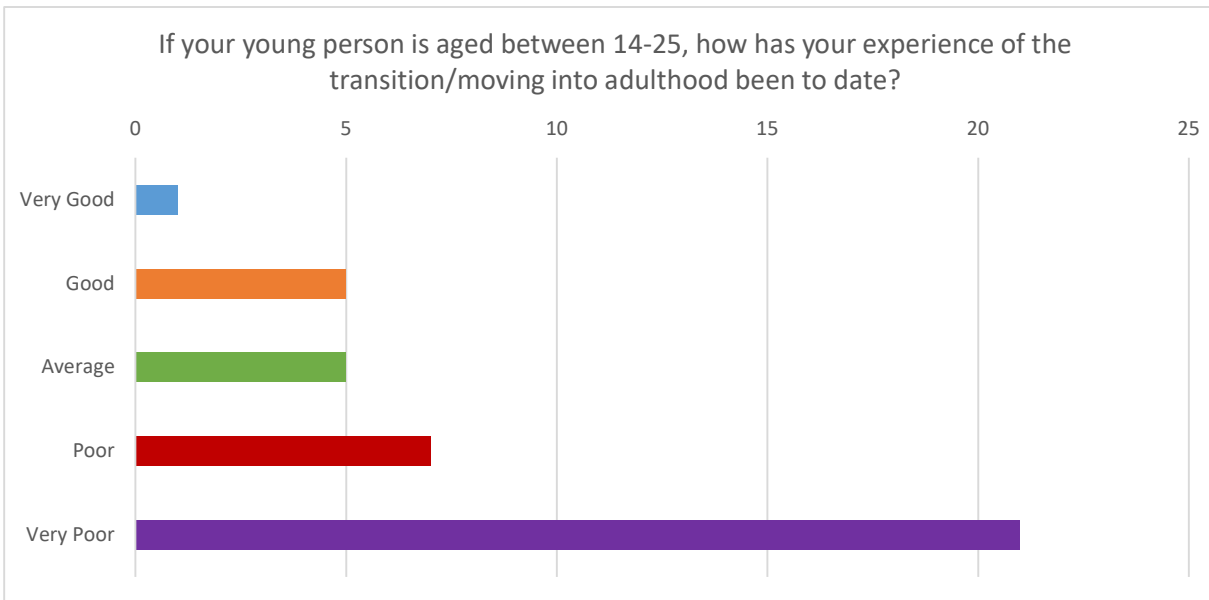
Responses	Answers	%
Yes - A big improvement	7	7
Yes - A slight improvement	17	17
No change	45	45
No - there has been a slight decline	8	8
No - there has been a big decline	23	23
Not applicable	13*	
Total	113	100

* Not applicable omitted from percentage



If your young person is aged between 14-25, how has your experience of the transition/moving into adulthood been to date?

Responses	Answers	%
Very Good	1	3
Good	5	13
Average	5	13
Poor	7	18
Very Poor	21	54
Total	39	100

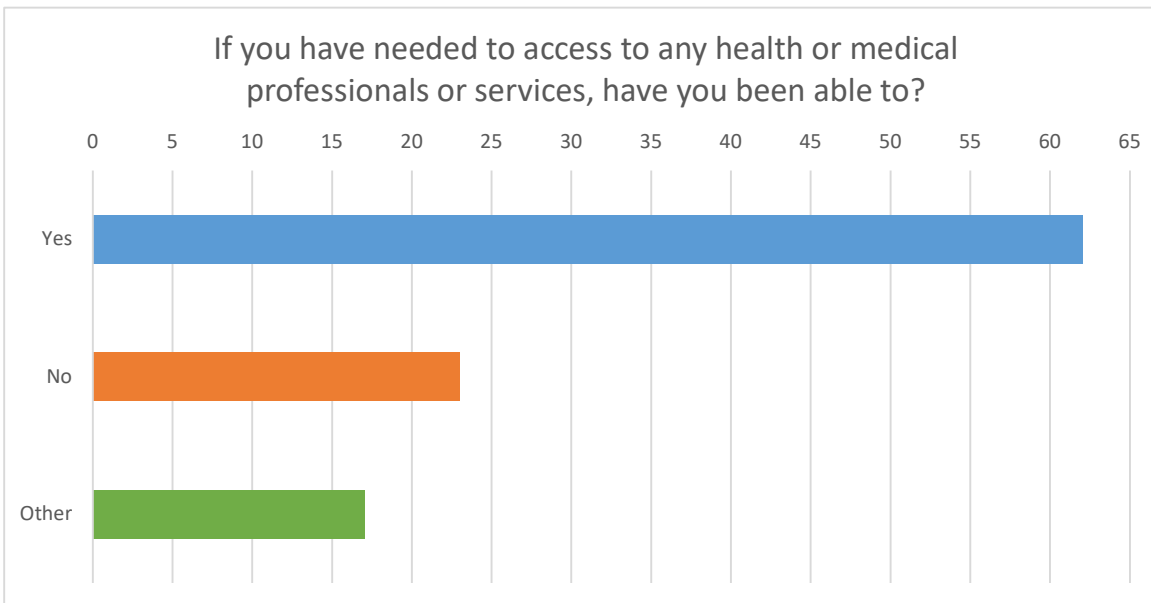


If you have needed to access to any health or medical professionals or services, have you been able to?

Responses	Answers	%
Yes	62	61
No	23	23
Other	17	17
Total	102	100

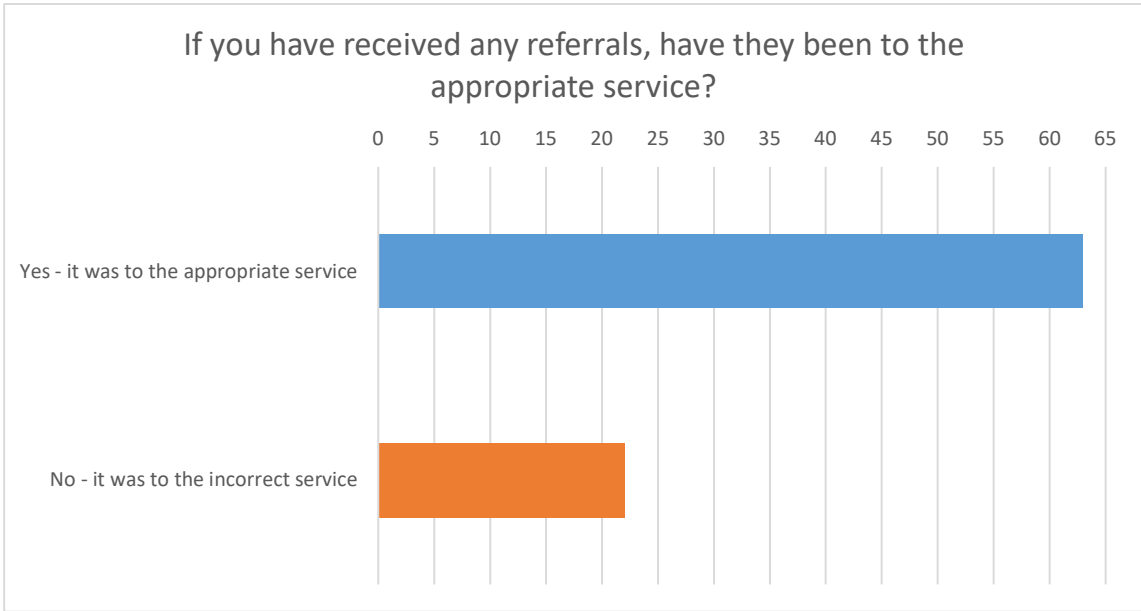
'Other' includes:

Only after great difficulty and complaining. Having to access Private therapy. Some accessed but not enough. Lack of support with mental health services. Only when child became suicidal. Difficulty accessing and getting in touch with correct people.



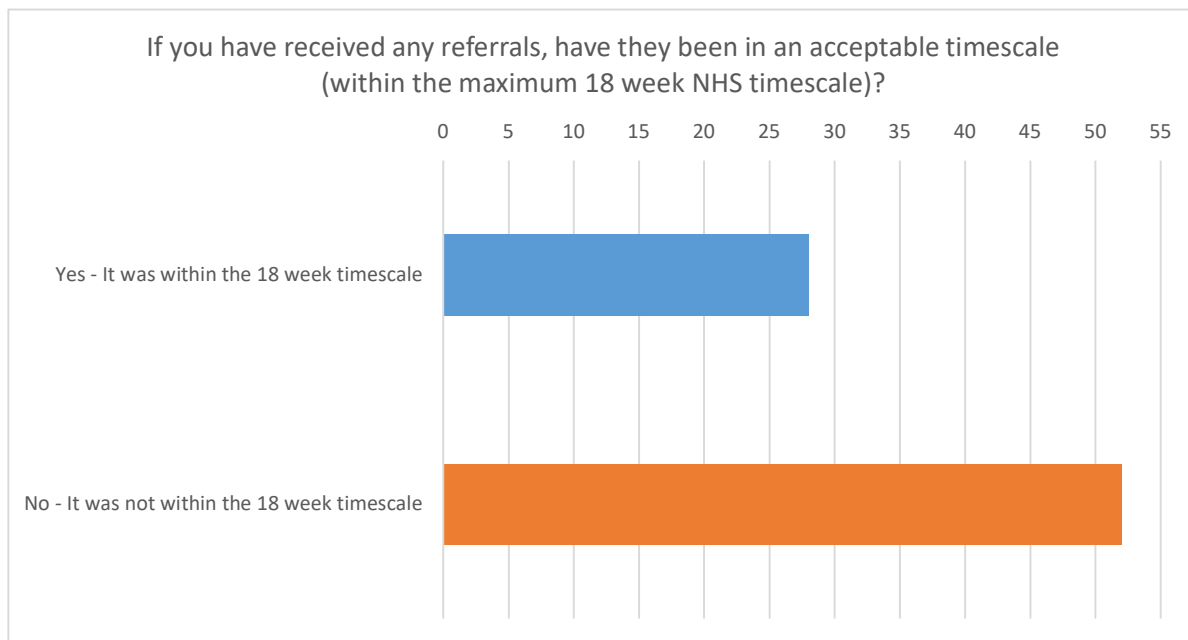
If you have received any referrals, have they been to the appropriate service?

Responses	Answers	%
Yes - it was to the appropriate service	63	74
No - it was to the incorrect service	22	26
Total	85	100



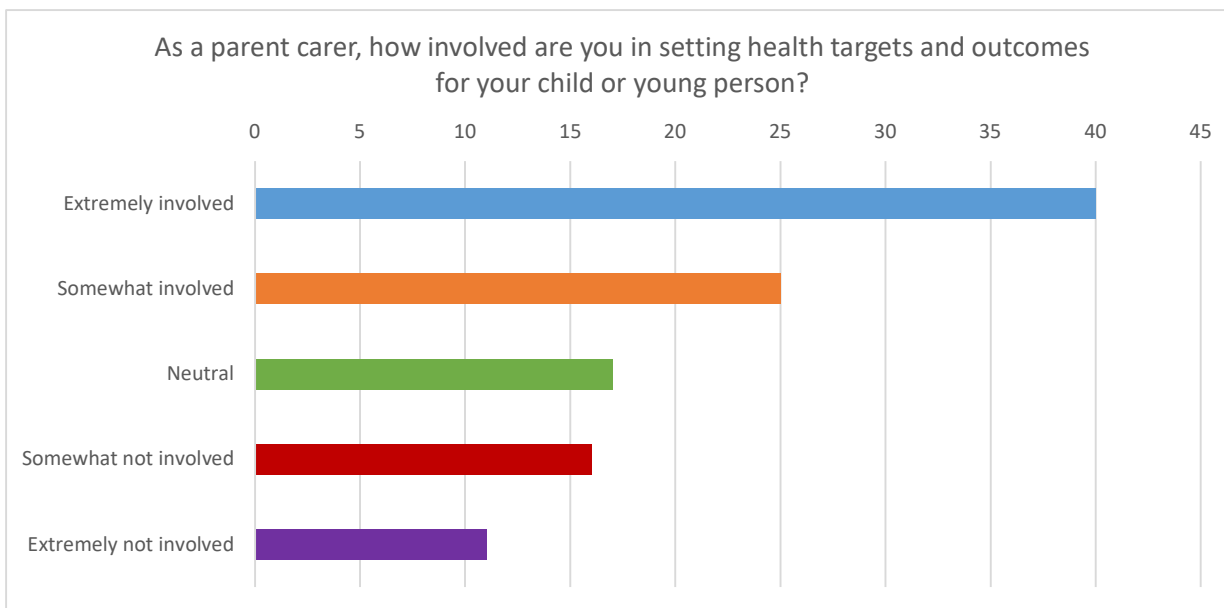
If you have received any referrals, have they been in an acceptable timescale (within the maximum 18 week NHS timescale)?

Responses	Answers	%
Yes - It was within the 18 week timescale	28	35
No - It was not within the 18 week timescale	52	65
Total	80	100



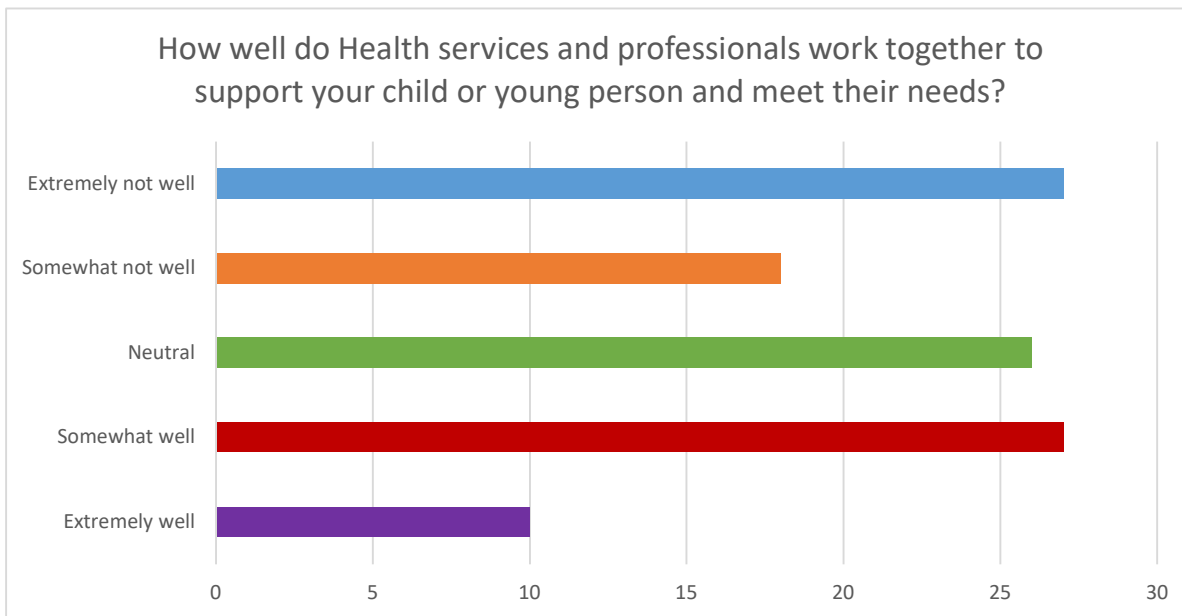
As a parent carer, how involved are you in setting health targets and outcomes for your child or young person?

Responses	Answer	%
Extremely involved	40	37
Somewhat involved	25	23
Neutral	17	16
Somewhat not involved	16	15
Extremely not involved	11	10
Total	109	100



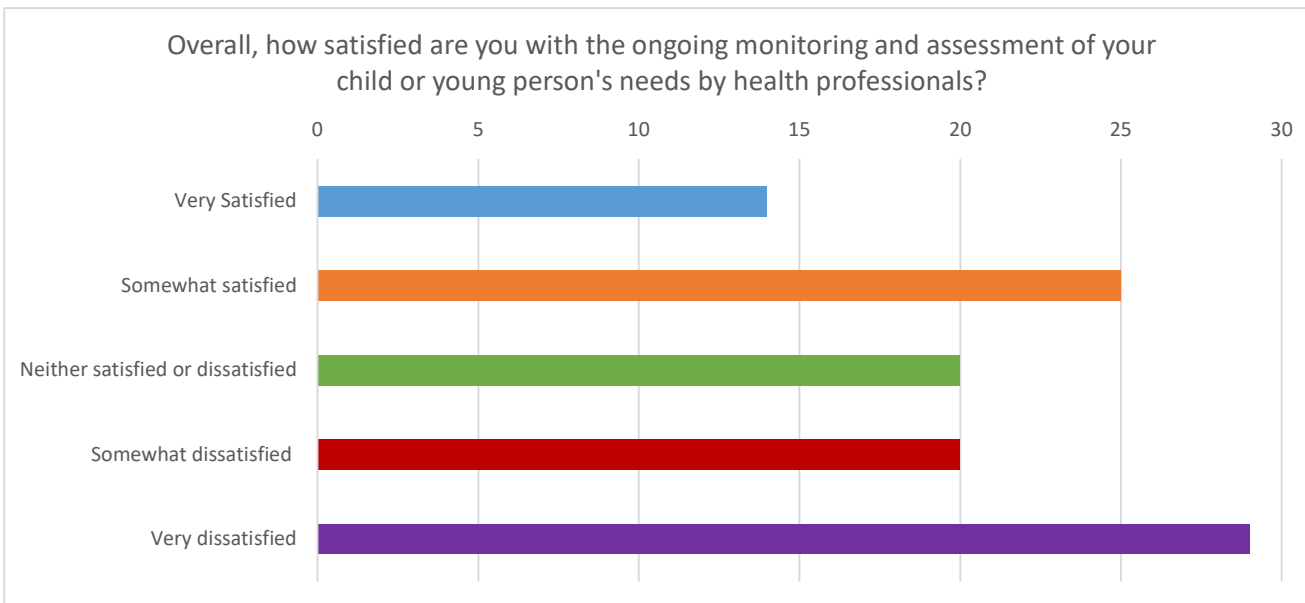
How well do Health services and professionals work together to support your child or young person and meet their needs?

Responses	Answer	%
Extremely well	10	9
Somewhat well	27	25
Neutral	26	24
Somewhat not well	18	17
Extremely not well	27	25
Total	108	100



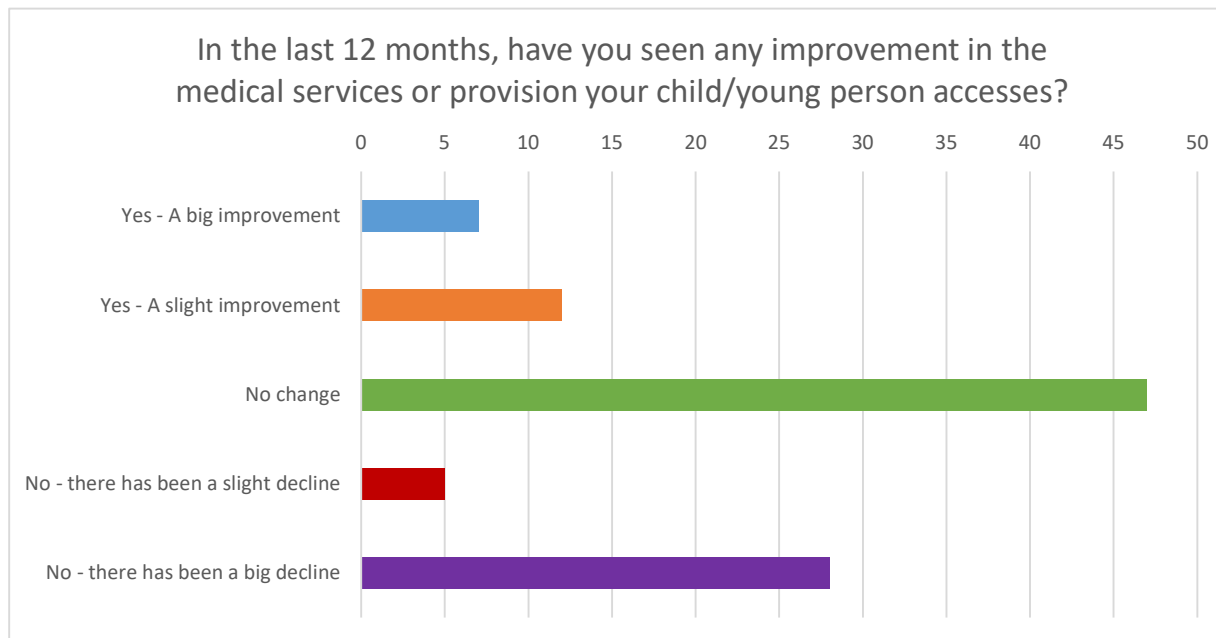
Overall, how satisfied are you with the ongoing monitoring and assessment of your child or young person's needs by health professionals?

Responses	Answers	%
Very Satisfied	14	13
Somewhat satisfied	25	23
Neither satisfied or dissatisfied	20	19
Somewhat dissatisfied	20	19
Very dissatisfied	29	27
Total	108	100



In the last 12 months, have you seen any improvement in the **medical** services or provision your child/young person accesses?

Responses	Answers	%
Yes - A big improvement	7	7
Yes - A slight improvement	12	12
No change	47	47
No - there has been a slight decline	5	5
No - there has been a big decline	28	28
Not applicable	11	*
Total	110	100

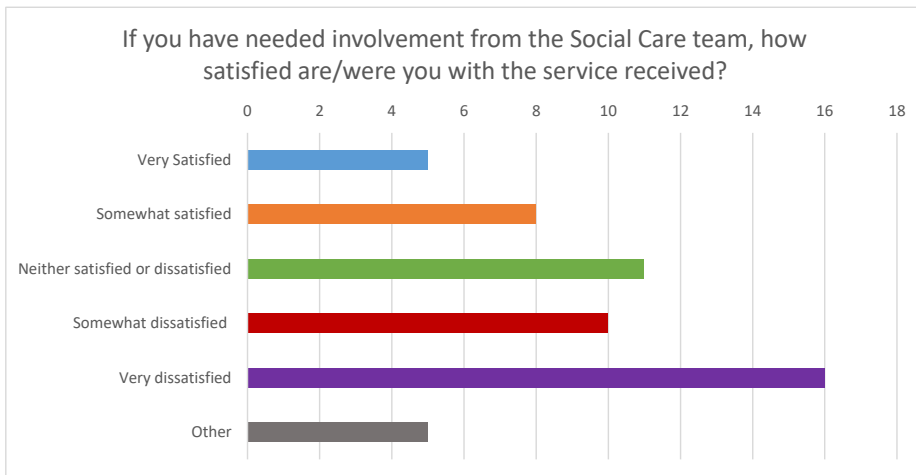


If you have needed involvement from the Social Care team, how satisfied are/were you with the service received?

Responses	Answers	%
Very Satisfied	5	9
Somewhat satisfied	8	15
Neither satisfied or dissatisfied	11	20
Somewhat dissatisfied	10	18
Very dissatisfied	16	29
Other	5	9
Total	55	100

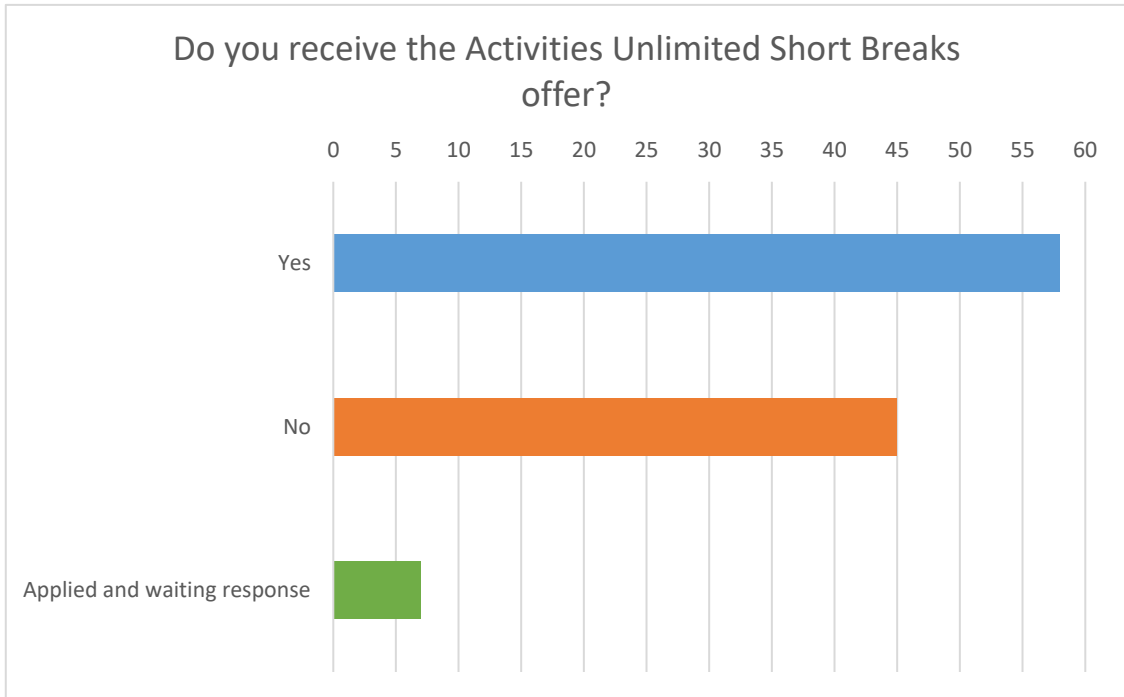
'Other' includes:

Previous Social worker we were very satisfied with but are not with the new one. Very sporadic and limited support. Only received support once escalation threatened. No input received at all.



Do you receive the Activities Unlimited Short Breaks offer?

Responses	Answers	%
Yes	58	53
No	45	41
Applied and waiting response	7	6
Total	110	100



How easy is it to find out information about services?

Responses	Answers	%
Extremely easy	5	4
Somewhat easy	28	25
Neutral	21	19
Somewhat not easy	38	34
Extremely not easy	21	19
Total	113	100

